

SHADY SPELLSHOP

-survival base-



@lances_2
@Shera_nom



SheraNom and this Guide is in no way affiliated with Mojang Studios / Minecraft, nor should it be considered a company endorsed by Mojang Studios / Minecraft. Any contributions or purchases made on this page goes to SheraNom's Patreon.



Hi! Welcome to a 2D Tutorial that allows you to re-build layer by layer!

Each build has a material list with custom icons that represent each individual block. Note: some blocks can have different states and require more than one icon to show the block position correctly. Please carefully look at the Instruction page on how to read 2D tutorial. If you have any questions please let me know on my Patreon page! I also included pictures of the complete build at the end of this PDF. Use them to reference particularly hard parts.

Enjoy <3

You can find more tutorials like this on my Patreon page! Let me know if you have any feedback!

This file is for Personal Use Only, redistribution and commercial use of this Tutorial is STRICTLY PROHIBITED.

Copyright © 2025 by SheraNom

How to read the 2D guide - Instructions


This block represents a stair! (half bright, half dark)



The "lower" text means it's a lower slab, like shown here!



When you see a handle it means it's a standing trapdoor!




The arrows mean it's upside down!




The "upper" text means it's an upper slab, like shown here!



When you see a door knob it means it's a door!
Careful to not mix it with trapdoors!



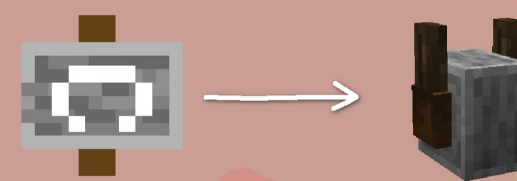
This represents an outside corner block.
It can also show up with the upside down symbol!



Trapdoors can also have the "lower" text, so be careful to not mix them up with slabs since they might look similar!



C = Ceiling



This represents an inside corner block.
It can also show up with the upside down symbol!



The "upper" text means it's an upper slab, like shown here!



	10x Dark oak planks		12x Orange carpet		14x Dried kelp block		17x Nether wart
	10x Hay block		12x Tuff brick stairs		14x Lightning rod		18x Muddy mangrove roots
	10x Pale oak trapdoor		134x Diorite		14x Oak log		18x Polished blackstone bricks
	114x White stained glass		135x Pale oak planks		14x Polished tuff		18x Tall grass
	116x Mud brick wall		13x Crimson nylium		15x Dark oak slab		18x White stained glass pane
	11x Waxed weathered copper grate		13x Oak fence gate		15x Lantern		19x Chains
	122x Grass		13x Polished tuff wall		15x Podzol		19x Spruce fence
	12x Campfire		141x Dark oak trapdoor		16x Black glazed terracotta		19x Tuff slab
	12x Candle		149x Spruce stairs		16x Soul sand		1x Blue candle
	12x Magenta stained glass pane		14x Beehive		17x Large fern		1x Bell

Download on Patreon /SheraNom

		1x Blue banner		1x Pale hanging moss			226x Warped stairs			273x Spruce trapdoor
		1x Conduit		1x Pale oak door			22x Decorated pot			27x Fern
		1x Enchanting table		1x Pale oak sign			235x Calcite			28x Light gray stained glass pane
		1x Glowstone		1x Pitcher plant			23x Andesite			28x Spruce fence gate
		1x Magenta candle		1x Skeleton skull			24x Mossy cobblestone slab			29x Dark oak sign
		1x Mud Bricks		1x Torchflower			25x Green carpet			2x Amethyst cluster
		1x Mud brick stairs		1x Turtle egg			25x Moss carpet			2x Andesite wall
		1x Netherrack		20x Lectern			269x Spruce planks			2x Birch planks
		1x Oak button		20x String			26x Moss block			2x Birch stairs
		1x Oak sign		21x Brown concrete powder			26x Tuff stairs			2x Birch trapdoor

	2x Blue orchid		2x Purple glazed terracotta		35x Oak leaves		3x Dark oak sapling
	2x Cobblestone stairs		2x Red banner		35x Polished andesite		3x Honey block
	2x Cornflower		2x Waxed weathered copper door		366x Tuff		3x Lily pad
	2x Crafting table		2x Waxed weathered copper trapdoor		36x furnace		3x Oak fence
	2x Ender chest		2x Wither skeleton head		37x Flower pot		3x Oak pressure plate
	2x Flower Pot		30x Water		37x Oak planks		3x Oak slab
	2x Grindstone		310x Coarse dirt		38x Waxed weathered copper		3x Peony
	2x Light blue banner		32x Warped trapdoor		3x Bed		3x Polished blackstone button
	2x Medium amethyst bud		342x Stripped spruce wood		3x Brewing stand		3x Poppy
	2x Pale oak stairs		34x Oak trapdoor		3x Cauldron		3x Purple banner

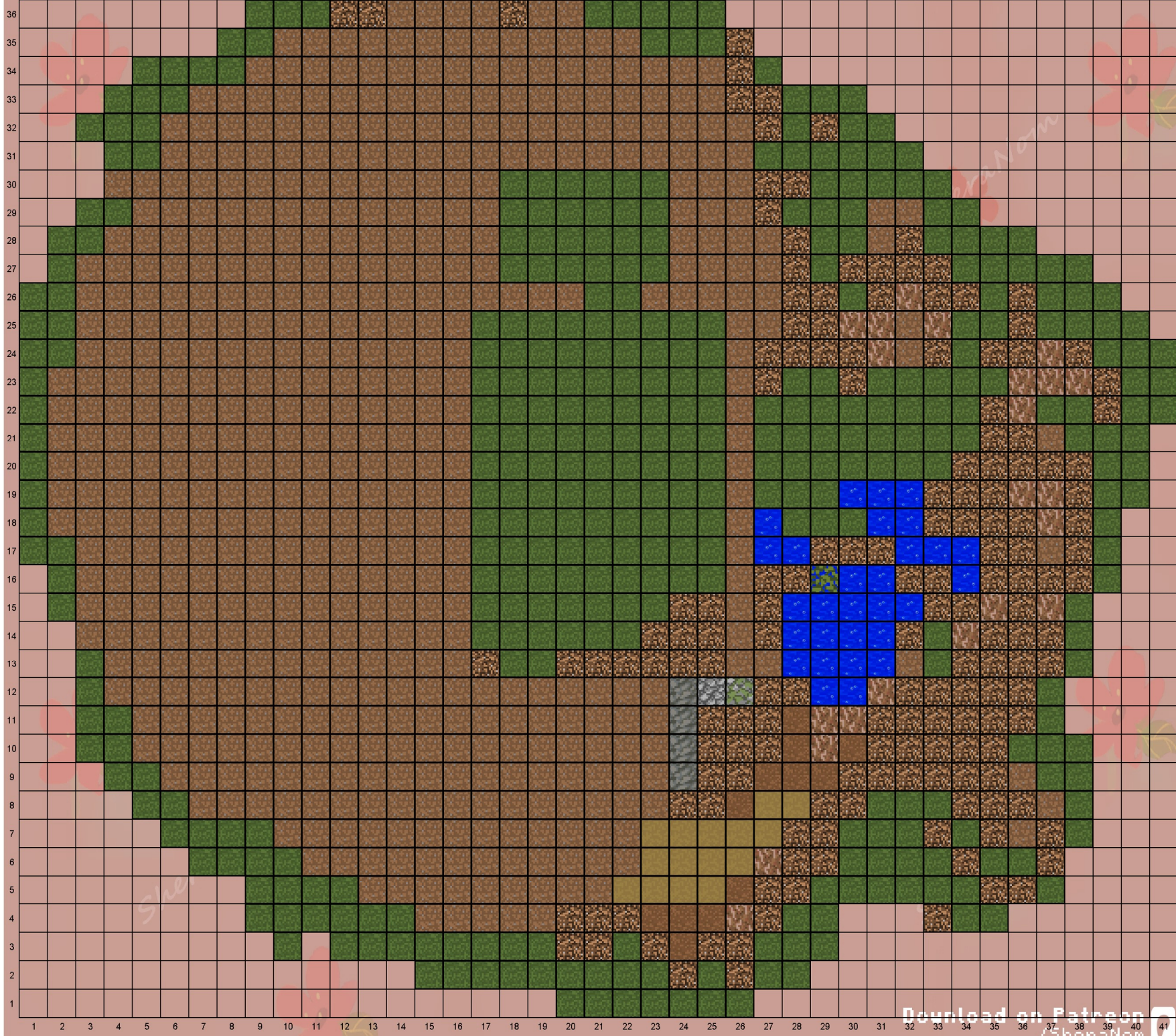
	3x Sculk		4x Composter		4x Warped door		5x Lilac
	3x Torch		4x Crimson fungus		4x Warped fungus		5x Oak stairs
	40x Mossy cobblestone		4x Crimson slab		4x Warped roots		5x Red wool
	437x Spruce slab		4x Cut red sandstone slab		4x Yellow carpet		5x Redstone dust
	43x Waxed exposed copper		4x Dark oak fence		50x Spruce sign		5x Rose bush
	44x Dark prismarine		4x Hopper		52x Warped planks		5x Spruce door
	489x Grass block		4x Magenta banner		559x Dirt		5x Stone button
	48x Chiseled bookshelf		4x Polished diorite stairs		55x Dirt path		5x Waxed oxidized copper grate
	48x Cobblestone		4x Sea pickles		5x Crimson roots		61x Azalea leaves
	4x Birch sign		4x Soul lantern		5x Ladder		61x Stripped dark oak

	62x Rooted dirt
	64x Chest
	66x Dark oak stairs
	68x Dark prismarine slab
	69x Warped slab
	6x Brown carpet
	6x Cobweb
	6x Dark oak fence gate
	6x Green stained glass pane
	6x Polished tuff stairs


	6x Tripwire hook
	6x Tuff brick wall
	6x Tuff wall
	75x Bookshelf
	75x Dark prismarine stairs
	76x Tuff bricks
	7x Dark oak door
	7x Lever
	7x Note block
	7x Spruce leaves

	7x Sweet berry bush
	80x Mossy cobblestone stairs
	83x Barrel
	83x Polished tuff slab
	8x Glow berrie
	8x Pink petals
	8x Purple wool
	97x Glow berries
	99x Blackstone
	9x Glow lichen


	9x Polished andesite stairs
	9x Purple stained glass pane
	9x Warped nylium



Layer 0




Layer 1





Layer 3






Layer 4










Layer 7






Layer 8






Layer 10




SheraNom

SheraNom


SheraNom



Layer 12




Layer 13




Layer 14






Layer 15




Layer 16




Layer 17







Layer 18





Layer 19




Layer 20








Layer 23




Layer 24



36
35
34
33
32
31
30
29
28
27
26
25
24
23
22
21
20
19
18
17
16
15
14
13
12
11
10
9
8
7
6
5
4
3
2
1

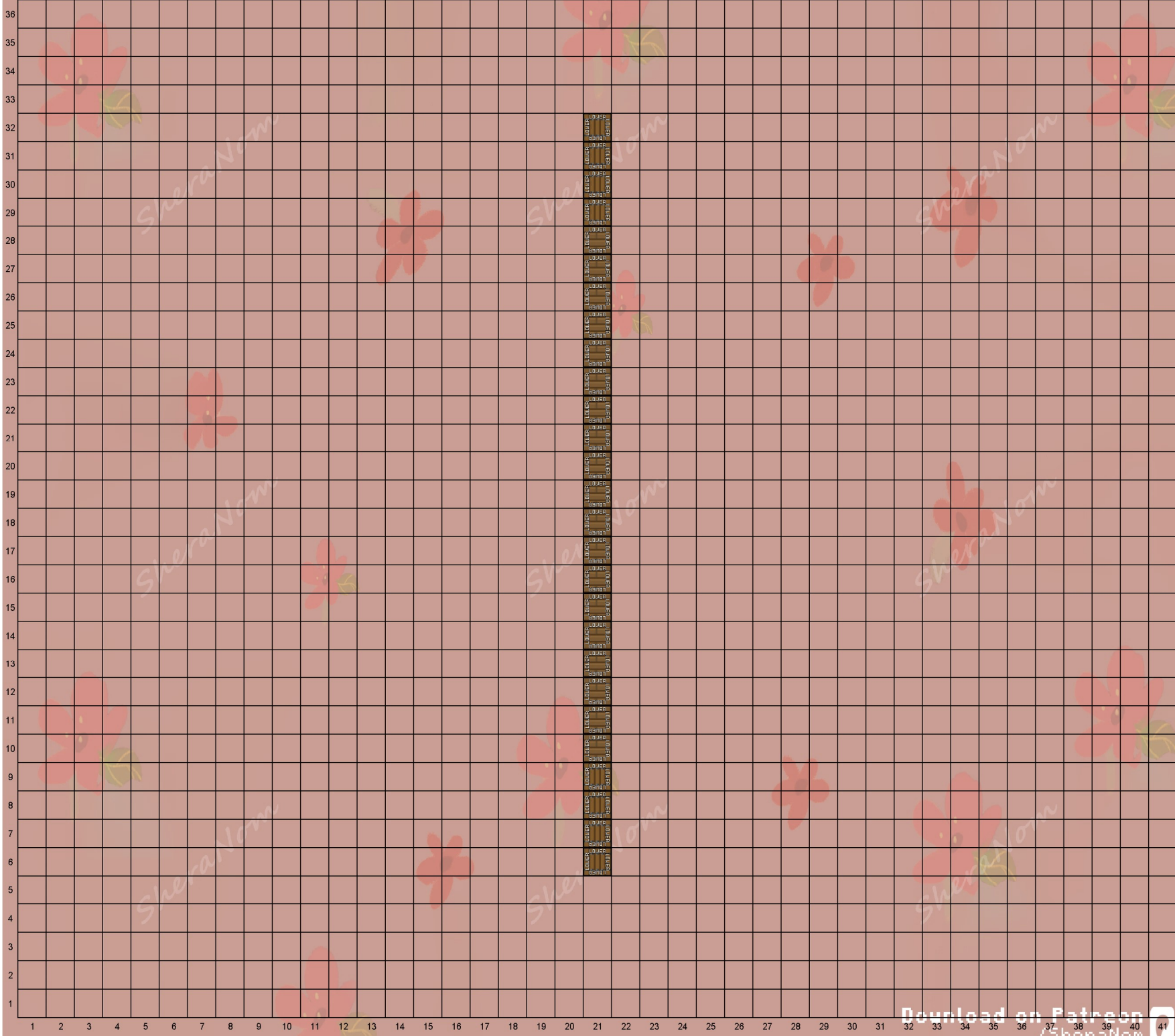
1 2 3 4 5 6 7 8 9 10 11 12 13 14 15 16 17 18 19 20 21 22 23 24 25 26 27 28 29 30 31 32 33 34 35 36 37 38 39 40 41

Layer 25



Layer 26





Layer 27











SheraNom and this Guide is in no way affiliated with Mojang Studios / Minecraft, nor should it be considered a company endorsed by Mojang Studios / Minecraft. Any contributions or purchases made on this page goes to SheraNom's Patreon.



20 Tutorial

FINISHED! HOPE YOU LIKE THE BUILD!

You can find more tutorials like this on my Patreon page! Let me know if you have any feedback!

This file is for Personal Use Only, redistribution and commercial use of this Tutorial is STRICTLY PROHIBITED.

Copyright © 2025 by SheraNom

Download on Patreon 
/SheraNom