

SUMMER HOUSE

- survival base -



@Shera_nom



SheraNom and this Guide is in no way affiliated with Mojang Studios / Minecraft, nor should it be considered a company endorsed by Mojang Studios / Minecraft. Any contributions or purchases made on this page goes to SheraNom's Patreon.



Hi! Welcome to a 2D Tutorial that allows you to re-build layer by layer!

Each build has a material list with custom icons that represent each individual block. Note: some blocks can have different states and require more than one icon to show the block position correctly. Please carefully look at the Instruction page on how to read 2D tutorial. If you have any questions please let me know on my Patreon page!

I also included pictures of the complete build at the end of this PDF. Use them to reference particularly hard parts.

Enjoy <3

You can find more tutorials like this on my Patreon page! Let me know if you have any feedback!

This file is for Personal Use Only, redistribution and commercial use of this Tutorial is STRICTLY PROHIBITED.

Copyright © 2025 by SheraNom

How to read the 2D guide - Instructions


This block represents a stair! (half bright, half dark)



The "lower" text means it's a lower slab, like shown here!



When you see a handle it means it's a standing trapdoor!



The arrows mean it's upside down!




The "upper" text means it's an upper slab, like shown here!



When you see a door knob it means it's a door!
Careful to not mix it with trapdoors!



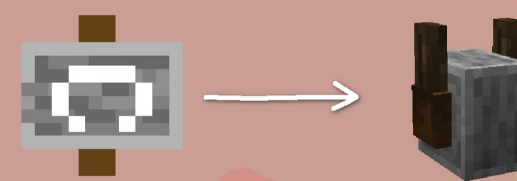
This represents an outside corner block.
It can also show up with the upside down symbol!



Trapdoors can also have the "lower" text, so be careful to not mix them up with slabs since they might look similar!



C = Ceiling




This represents an inside corner block.
It can also show up with the upside down symbol!





The "upper" text means it's an upper slab, like shown here!







Layer 0






Layer 2










1 2 3 4 5 6 7 8 9 10 11 12 13 14 15 16 17 18 19 20 21 22 23 24 25 26 27 28 29 30 31 32 33 34 35


Layer 8





1 2 3 4 5 6 7 8 9 10 11 12 13 14 15 16 17 18 19 20 21 22 23 24 25 26 27 28 29 30 31 32 33 34 35

Layer 12



1 2 3 4 5 6 7 8 9 10 11 12 13 14 15 16 17 18 19 20 21 22 23 24 25 26 27 28 29 30 31 32 33 34 35

Layer 13

		106x Spruce stairs		12x Torchflower			1x Bell		1x Melon
		10x Ladder		13x Flower pot			1x Cake		1x Oak fence
		10x Lilac		13x Moss carpet			1x Crafting table		1x Oak pressure plate
		10x Oak leaves		14x Mangrove leaves			1x Damaged anvil		1x Oak slab
		110x Blue ice		14x Oak stairs			1x Dead bush		1x Scaffolding
		119x Tuff		15x Stripped spruce log			1x Enchanting table		1x Smoker
		11x Large fern		16x Green carpet			1x Ender chest		1x Tuff brick wall
		11x Waxed exposed cut copper stairs		17x Oak log			1x Grindstone		1x Waxed exposed cut copper
		12x Iron bars		19x Azalea leaves			1x Lectern		1x furnace
		12x Spruce fence		1x Beehive			1x Lightning rod		20x Mud brick slab

	20x Resin clump
	213x Light blue concrete
	21x Pale moss block
	21x Fern
	23x Barrel
	2x Bed
	2x Brewing stand
	2x Brown banner
	2x Cauldron
	2x Hopper

	2x Mud Bricks
	2x Nether wart
	2x Polished tuff
	2x Polished tuff slab
	2x Rose bush
	2x Stone button
	2x Tuff slab
	32x Pale oak trapdoor
	37x Bookshelf
	3x Composter

	3x Green banner
	3x Mud bricks
	3x Pale oak door
	3x Polished blackstone button
	3x Tuff wall
	42x Farmland
	42x Spruce planks
	47x Oak trapdoor
	49x Grass
	4x Candle

	4x Chiseled bookshelf
	4x Polished tuff stairs
	4x Soul sand
	4x Tuff brick stairs
	50x Spruce trapdoor
	527x Grass block
	53x Mossy cobblestone
	54x Tuff bricks
	57x Mud brick stairs
	5x Campfire

	5x Chest
	5x Pink tulip
	5x Waxed exposed cut copper slab
	6x Beetroots
	6x Carrots
	6x Chains
	6x Decorated pot
	6x Oak planks
	6x Pale oak sign
	6x Pitcher crop

		6x Spruce fence gate
		6x Stripped oak wood
		70x Cobblestone
		7x Allium
		7x Lantern
		7x Pale moss carpet
		7x Pale oak slab
		81x Pale oak fence
		84x Spruce slab
		97x Coarse dirt

		9x Spruce sign
		9x Sweet berry bush









SheraNom and this Guide is in no way affiliated with Mojang Studios / Minecraft, nor should it be considered a company endorsed by Mojang Studios / Minecraft. Any contributions or purchases made on this page goes to SheraNom's Patreon.



20 Tutorial

FINISHED! HOPE YOU LIKE THE BUILD!

You can find more tutorials like this on my Patreon page! Let me know if you have any feedback!

This file is for Personal Use Only, redistribution and commercial use of this Tutorial is STRICTLY PROHIBITED.

Copyright © 2025 by SheraNom

Download on Patreon 
/SheraNom